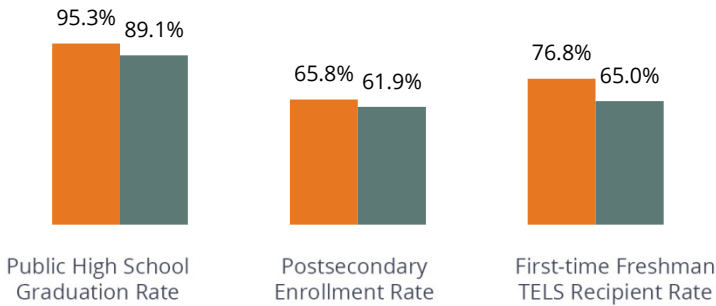


2017 Higher Education County Profile

Trousdale County

County Education Snapshot

County Tennessee



Note: 2016 Public HS Grad Rate; provided by TDOE. College Going Rate for 2015 HS grads provided by THEC. TELS Recipient Rate for 2015-2016.

Education Attainment Rate	County	TN
Adults with HS+	78.7%	85.5%
Adults with A.A.+	19.0%	31.5%
Adults with B.A.+	14.3%	24.9%
Recent High School Graduate Avg ACT	20.6	19.9
Socioeconomic Profile	County	TN
Median Household Income	\$41,029	\$45,219
Per Capita Personal Income	\$20,937	\$25,227
Population in Poverty Rate	17.3%	17.6%
Unemployment Rate	6.3%	5.1%
Population Ages 0-19	25.9%	25.6%
Population Ages 20-64	59.0%	59.9%
Rate of Population Growth (2011-2015)	4.4%	4.8%
Population Projections (2015-2025)	10.0%	11.2%

Tennessee Education Lottery Scholarship Recipients

Scholarship	Number of Recipients
HOPE Scholarship	40
HOPE with GAMS	11
HOPE with Aspire	30
Access Award	-
Dual Enrollment Grant	112
HOPE Foster Care Grant	-
Non-Traditional Student Scholarship	-
Wilder-Naifeh Technical Skills Grant	40
Total	253

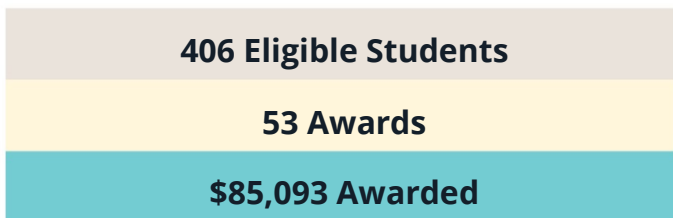
Tennessee Promise Applications

	14-15	15-16	16-17
Number of High School Seniors	75	86	103
Tennessee Promise Applications	76	81	104
Percent of High School Seniors Applied	100.0%	94.2%	100.0%

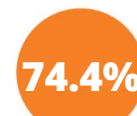
Top Colleges Selected by 2015 High School Graduates

- Volunteer State Community College - 26
- Tennessee Technological University - 6
- Cumberland University
- TCAT Hartsville
- University of Tennessee, Knoxville

Tennessee Student Assistance Award



FAFSA Filing Rate*



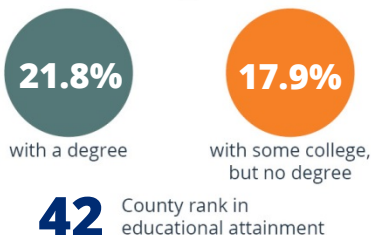
County



Tennessee

*Filing rate for the 2016-2017 FAFSA.

County Educational Attainment, Adults Age 25-64



Reaching the Drive to 55 in Trousdale County

Number of degrees county needs to produce per year until 2025 for Tennessee to reach the goals of the Drive to 55:

194

To increase the county's college-going rate by 5 percent, number of additional students that must enroll in college in the next year:

4

Tennessee Higher Education Commission & Tennessee Student Assistance Corporation in Troupdale County



\$75,000
awarded

to Volunteer State Community College to develop campus programs that assist Tennessee Promise students in succeeding, persisting, and graduating.

Troupdale County is served by Volunteer State Community College.



have successfully completed the SAILS (Seamless Alignment and Integrated Learning Support) Math co-requisite remediation model to decrease the number of students requiring remediation in college.

Improving Teacher Quality Grant

Grant program to higher education institutions to provide professional development for teachers. Teachers in Troupdale County are among those trained by the following grant:

2017

\$74,570 to Tennessee Technological University
STEM Literacy in the Classroom to Enable Societal Change

TSAC Outreach in Troupdale County

9 General Visits

3 Presentations/Personal Finance Classes/TN Promise Workshops

71 Individuals Reached

Total outreach during 2015-16 academic year.

TSAC Outreach Specialist for Troupdale County:
Sam Mullins, sam.mullins@tn.gov



\$1,755,470

through two LEAP 2.0 grants. The *Mechatronics-to-Jobs (M-2-J)* LEAP 2.0 grant led by Workforce Essentials serves five local counties, including Troupdale. The *Tennessee Central Cooperative Manufacturing Education Program* LEAP 2.0 grant serves five local counties and is led by TCAT Hartsville.



\$1,560,000

awarded to Volunteer State Community College through the Drive to 55 Capacity Fund to build an addition to the Warf Science Building. Troupdale County is served by Volunteer State.



\$89,104

awarded to Volunteer State Community College to increase enrollment, persistence, and completion of veteran students in the campus's service area, including Troupdale County.